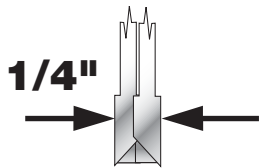



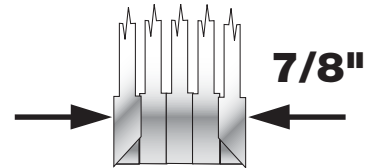


DD208 STACKED DADO SET

Chipper Set-Up & Configuration Guide



Cuts all sizes from 1/4" up to 7/8"



Most commonly used Dado sizes shown here. (Many other sizes possible - see below)

Aquí se muestran las medidas de mortaja comúnmente utilizadas. (Hay muchas otras medidas posibles - lea abajo)

Use this chart to determine which components to stack to obtain the desired width of cut.
 Utilice este cuadro para determinar que tipo de componentes superponer para obtener el ancho de corte deseado.



		1/4"	9/32"	5/16"	11/32"	3/8"	13/32"	7/16"	15/32"	1/2"	17/32"	9/16"	19/32"	5/8"	21/32"	11/16"	23/32"	3/4"	25/32"	13/16"	27/32"	7/8"		
Nominal Widths	Blades	A	1	1	1	1	1	1	1	1	1	1	1	1	1	1	1	1	1	1	1	1	1	
		B	1	1	1	1	1	1	1	1	1	1	1	1	1	1	1	1	1	1	1	1	1	1
	Chippers	C		-	-	-	1	1	1	1	2	2	2	2	3	3	3	3	3	3	3	3	3	3
		D		-	1	1		-	1	1		-	1	1		-	1	1	2	2	3	3	3	
	Shims	.020"		1		1		1		1		1		1		1		1		1		1		1
		.012"		1		1		1		1		1		1		1		1		1		1		1
		.008"																						1
		.004"																						5

- A - Left Outside Blade (1) B - Right Outside Blade (1) C - 1/8" Two Wing Chipper (3) D - 1/16" Spacer (3)
 A - Hoja exterior izquierda (1) B - Hoja exterior derecha (1) C - Astillador 1/8" (3) D - Espaciador 1/16" (3)